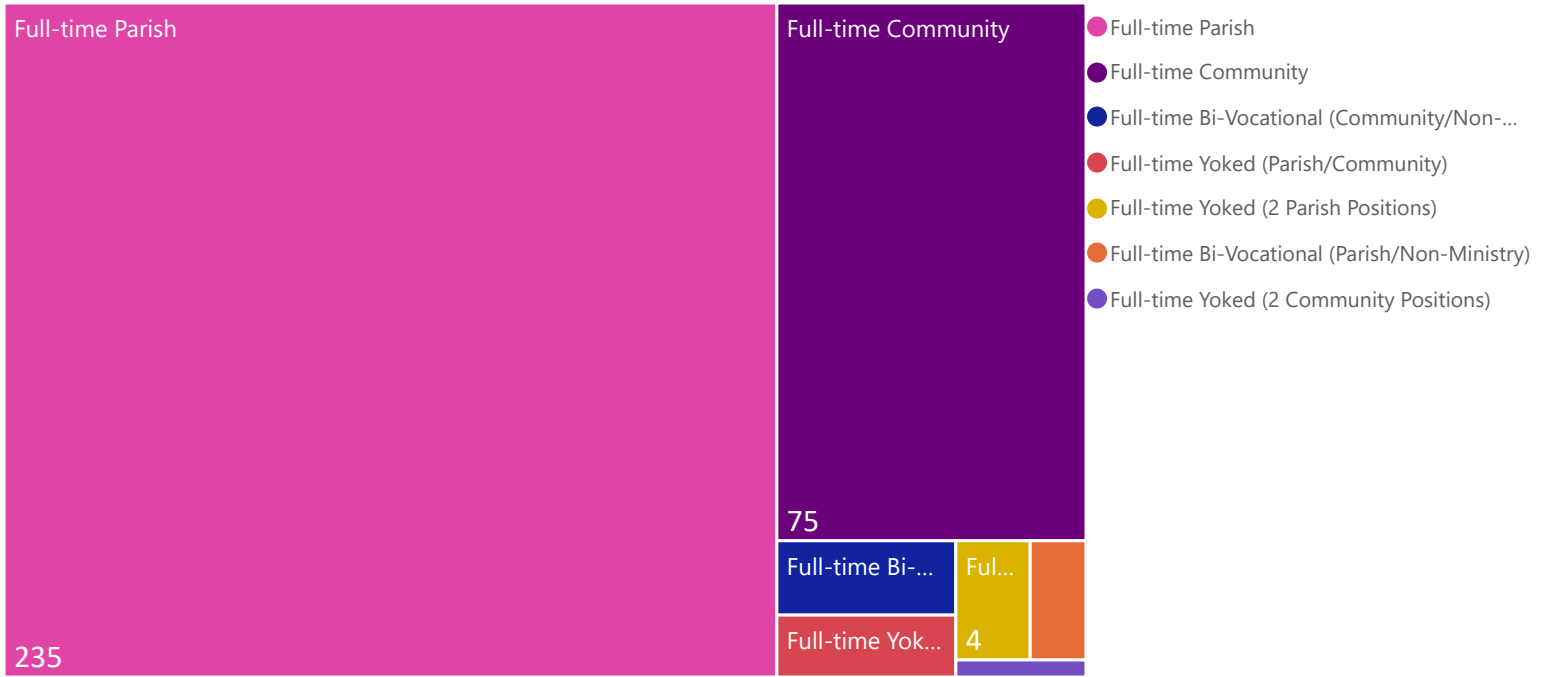
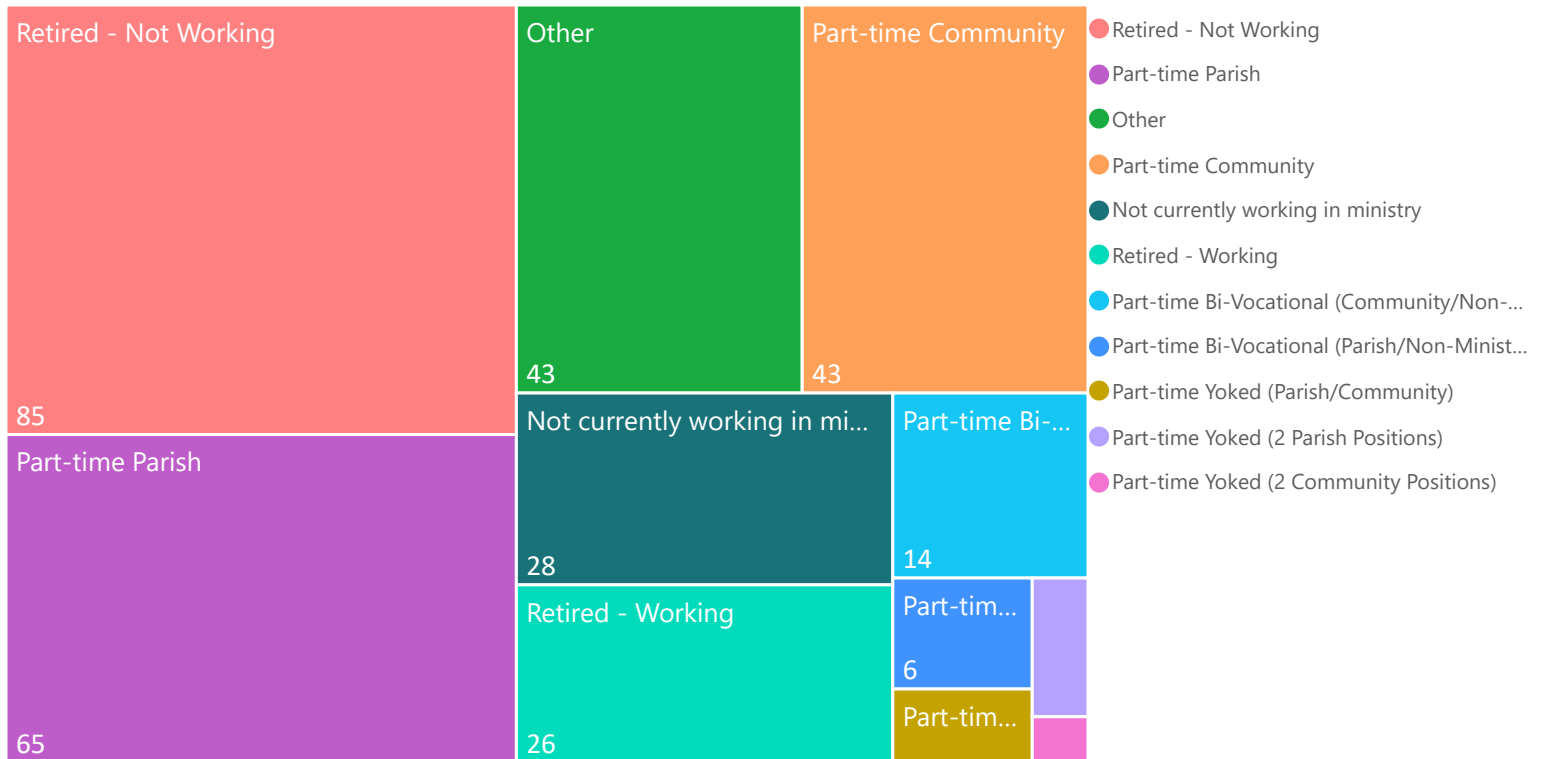


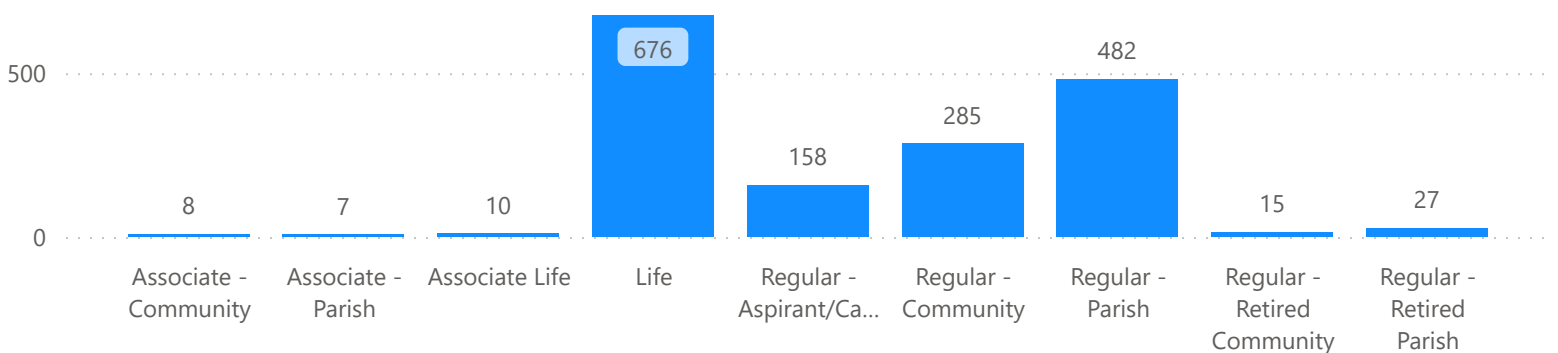
Status: Full-Time



Status: Non Full-Time



Membership Types



Members Self Identifying with Marginalized Identities (by member type)

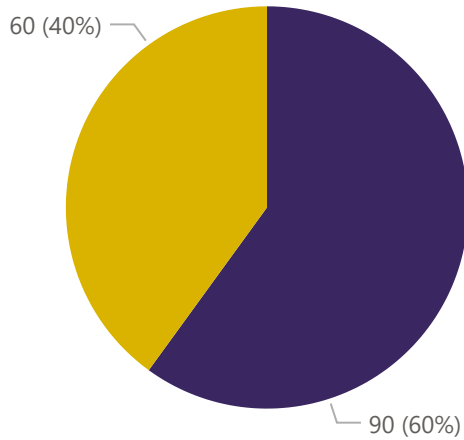
Member Type	Disabled
Regular - Retired Parish	6
Regular - Retired Community	4
Regular - Parish	80
Regular - Community	67
Regular - Aspirant/Candidate	43
Life	49
Associate - Parish	4
Associate - Community	2
Total	255

Member Type	Trans/Non-Binary
Regular - Retired Parish	1
Regular - Retired Community	3
Regular - Parish	40
Regular - Community	22
Regular - Aspirant/Candidate	34
Life	6
Associate - Community	1
Total	107

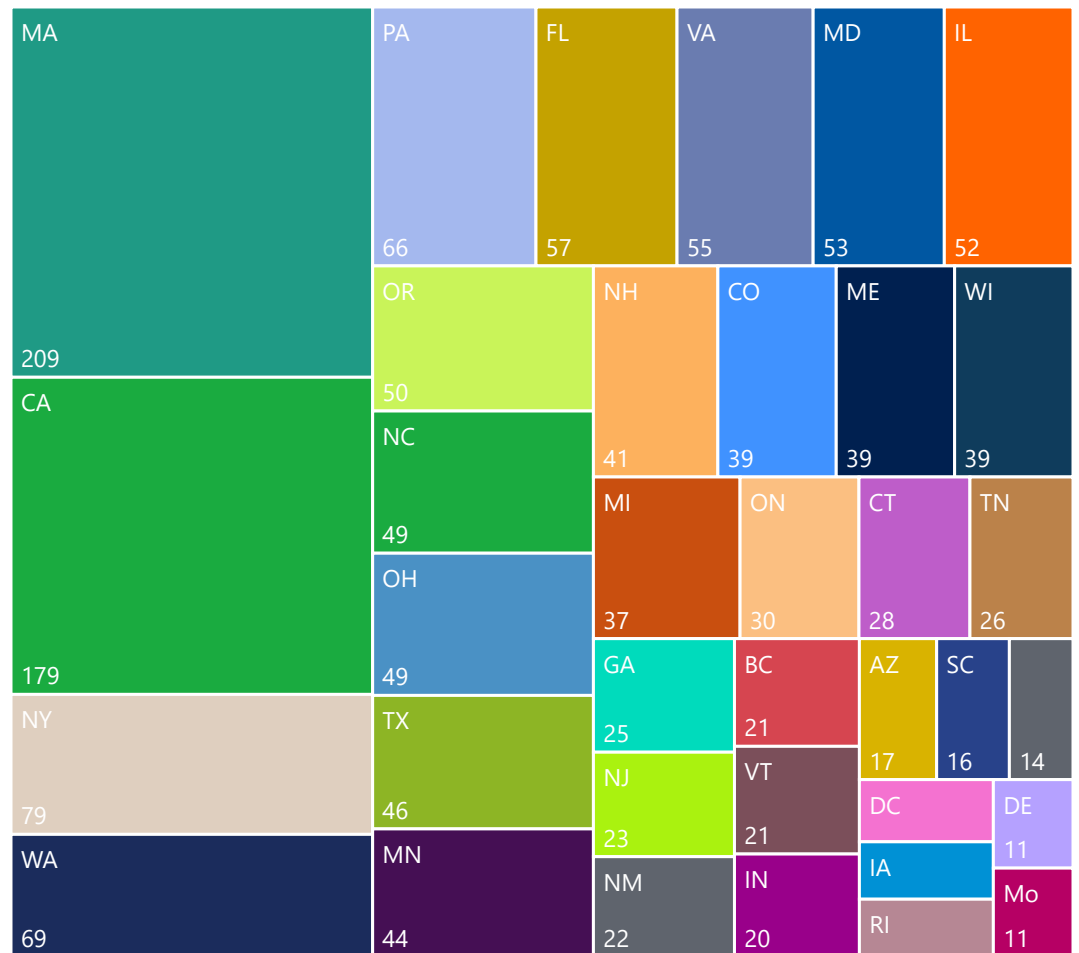
Member Type	BIPOC
Regular - Retired Community	1
Regular - Parish	46
Regular - Community	32
Regular - Aspirant/Candidate	29
Life	3
Associate - Community	1
Total	112

MFN Participation

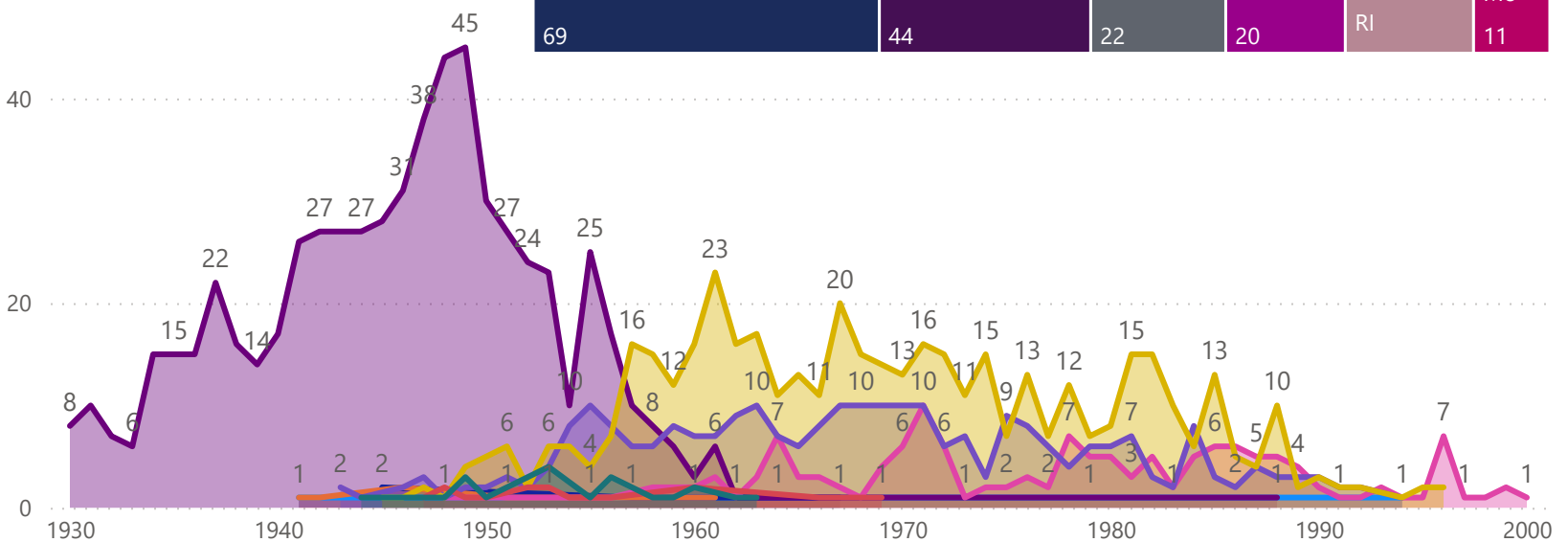
● Aspirant ● Candidate



Members by State/Province (more than 10)



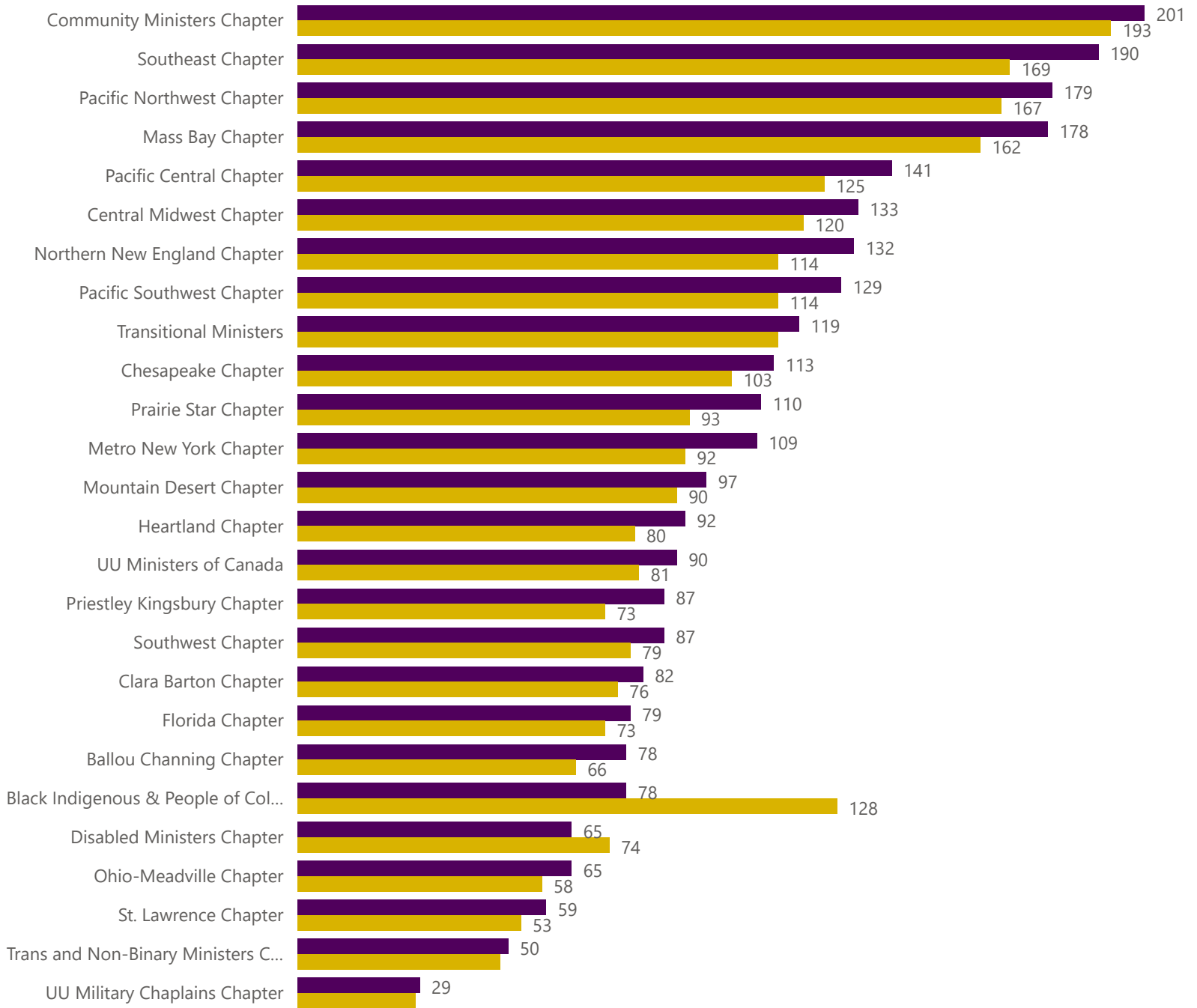
Members by Year of Birth



● Associate - Comm... ● Associate - Parish ● Associate Life ● Life ● Regular - Aspirant/... ● Regular - Commu... ● Regular - Parish ● Regular - Retired ... ● Regular - Retired ...

Chapter Membership

● 4/1/2023 ● 10/1/2023



Non-Geographic Chapters



Membership Comparison

Category	10/1/2016	10/1/2017	10/1/2018	10/1/2019	10/1/2020	10/1/2021	10/1/2022	10/1/2023
Associate	14	11	9	10	11	12	15	15
Associate Life	8	10	11	10	10	10	11	10
Candidate/Aspirant	144	132	201	190	195	175	166	159
Honorary	1	1	1	1	1	1	1	1
Life	603	594	587	612	609	641	654	676
Regular	734	821	666	837	783	880	871	808
TBV-Associate	0	1	0	0	0			2
TBV-Candidate/Aspirant	0	3	0	1	0			1
TBV-Life	0	4	0	0	4	0	8	
TBV-Regular	0	4	0	0	0	0		
Total	1504	1581	1475	1661	1613	1719	1726	1672

Program Metrics

Category	FY18	FY19	FY20	FY21	FY22	FY23	FY24 (to date)
Board Dialogue Session				25	15	91	28
Chapter Leader Calls (Fall)			58	25	42	N/A	
Chapter Leader Calls (Spring)		16	56	5 (treasurer)	7 (Treasurer)	10 - registered	
Chapter Leader Calls (Summer)			48	N/A	43	24	
Chapter Leader Calls (Winter)				84	43	48	
Chapter/Good Officer Training	42	23	N/A	N/A	NA	NA	N/A
Chapter/Good Officer Training (Online)			25	48	19	40	25
Facebook: Av Reach	65	130	160	227	325	250	328
Facebook: Demographics Age	45-64	55-60 W	35-44 (W)	65+ (W)	65+ (18%)	65+	
Facebook: Demographics Men	37 %	36 %	35 %	35 %	37%	34%	
Facebook: Demographics Women	57 %	58 %	58 %	58 %	63%	64%	
Facebook: Followers			1840	2058	2042	2150	2187
Facebook: Likes	1667	1714	1745	1880	1895	1958	2000
Instagram: Followers	322	436	475	743	781	800	833
Instagram: Lifetime Posts	276	413	476	676	822	946	1015
Institute: Online	29		N/A	N/A	294	N/A	N/A
Institute: Onsite	366		N/A	N/A	139	N/A	N/A
Ministry Days: Online	33	97	695	725	237	148	
Ministry Days: Onsite	544	489	N/A	N/A	348	484	
Pre MD Training Class	18	56	33	N/A	31	23	
Program: BTC	20	22	22	NA	N/A	N/A	
Program: Coachees	13	15	11	18	8	14	13
Program: Coaches	5	11	16	14	8	14	13
Program: Deepening/Choose Health	35	25	25	N/A	N/A	N/A	
Program: Mentor Database					165	209	209
Program: Mentor Training	0		N/A	N/A		N/A	
Program: MFN	163	127	137	153	230	232	193
Program: MFN Webinar/Retreat		147	129	118	94	201	58
Program: Support Calls/Collegial Conversations	NA	NA	617	314	223	333	95
Program: Webinars	34	209	315	1120	406	618	N/A
Twitter: Followers	1242	1332	1360	1434	1467	1418	closed
Twitter: Lifetime Posts	1199	1354	1415	1624	1770	1850	closed
Zoom Accounts (Pro)		89	103	238	279	272	276

Program metrics represent our best understanding of program participation at the time of the dashboard. Metrics for social media outlets and zoom accounts are ongoing and grow over time (demographic and reach are pictures of a moment in time). Metrics for programs represent the number of participants for each fiscal year.